

PRIMAL PICTURES



Specialty content powered by the world's best digital anatomical model

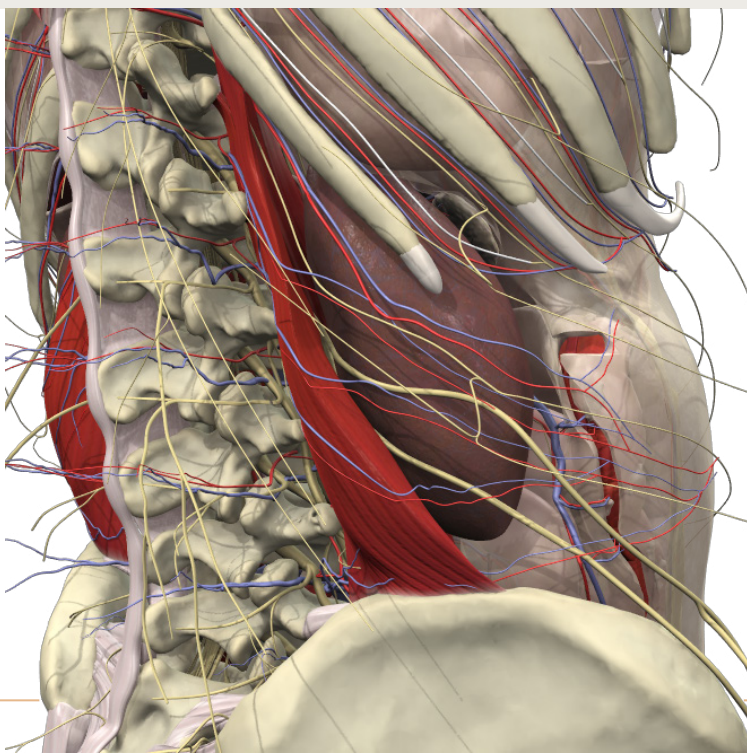
CLINICAL SPECIALTIES SUITE

Primal's Clinical Specialties Suite consists of 10 products each designed to give in-depth visuals and knowledge for a given specialty.

Each product can be a stand-alone companion for the professional or as part of our Solutions packages for trainees to progress in their study and career.

This suite includes:¹

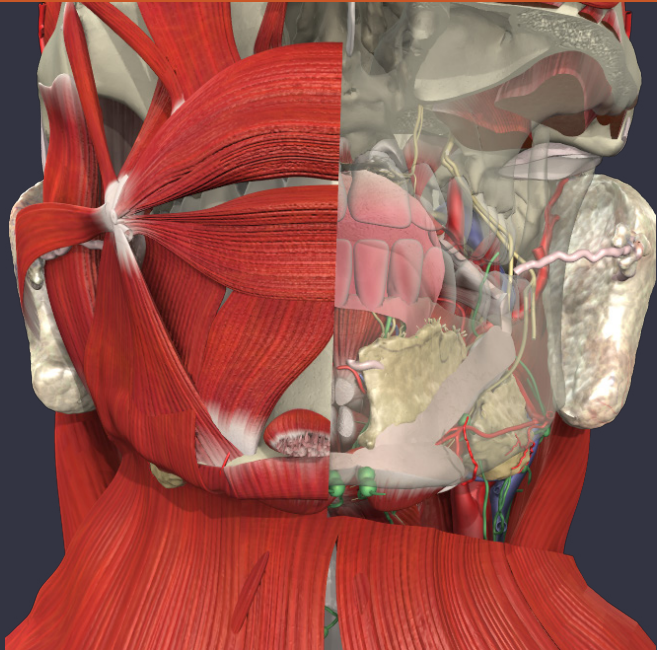
- 3D interactive models made from real human data. Models come with pre-defined layers of anatomy that can be added, removed and rotated.
- Animation library displaying functional, biomechanics and gross motor movements on an interactive 3D model.
- Movie bank featuring clinical and surface anatomy movies.
- A large collection of anatomical, clinical and dissection slides.
- In-depth anatomical and clinical text written by specialists.
- 3D cross-sectional models correlating with MRI and CT data.
- Interactive learning activities and quizzes to improve knowledge retention.
- Patient education printouts.
- Favorite, download, share and embed features allow the content to be used and accessed flexibly (including in an LMS).



The ability to import images, the ability to have some true human dissection, the radiological images, and the ability to look at things from multiple perspectives have been really important for our program.

Kathy Pappas
Associate Professor of Human Anatomy
Springfield College, USA

[READ THE CASE STUDY →](#)



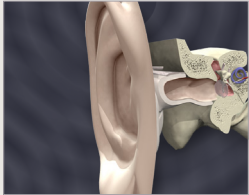
I've used Anatomy.TV throughout my training to remind myself of the anatomy to go through in a surgical approach I haven't done for a while... I just have a quick flick-through on the anatomy to make sure I understand it beforehand. It's quite reassuring.

Anthony McWilliams
Consultant Trauma and Orthopaedic Surgeon
Barnsley Hospital, UK

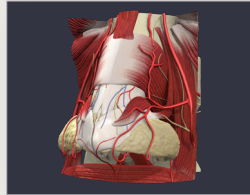
[READ THE CASE STUDY →](#)

Products included in the suite:

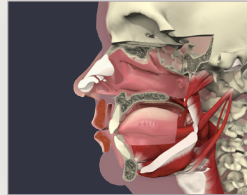
Audiology



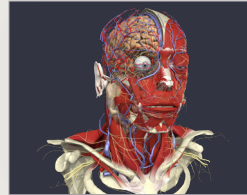
Otolaryngology



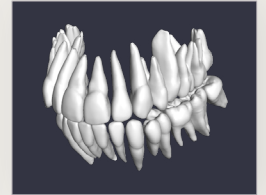
Speech Language Pathology



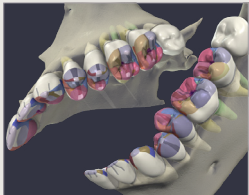
Head and Neck: Basic Neuroanatomy



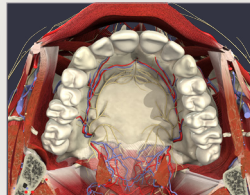
Real-time Dentistry



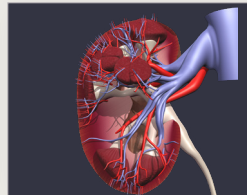
Dental Hygiene



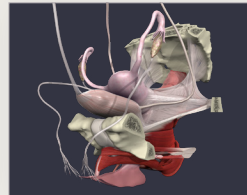
Dentistry



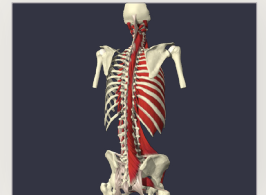
Urology



Pelvic Floor Disorders



Chiropractic Spine



It is perfect for:

- Visualizing structure and function of the human body in depth with detailed anatomical text.
- Relating key clinical conditions to 3D anatomy with comprehensive specialist text and integrated clinical images and movies.
- Improve patient outcomes with customizable patient education printouts.
- Applying real-world context with interactive 3D cross-sectional models, dissection images, surface anatomy movies, and clinical slides and movies.
- Enliven presentations, and patient education handouts with simple-to-use global save, share and embed features.

¹ Included content and features listed may vary by product.

Compatible with **macOS, iOS, Windows** and **Android**.

The Clinical Specialties Suite is included in:

PREMIER SOLUTION **SPEECH & LANGUAGE EDUCATION SOLUTION**

www.primalpictures.com